

**产品特性/Product Features**

- IP6K9K
- 40A 85°C
- 12-750VDC
- 1000MΩ (1000VDC) , IEC 60664-1

**触点参数 / Contact parameters**

		1a	
		≤3mΩ (at 10A)	
		40A	
		2×10 <sup>5</sup>	
		<b>450V型</b>	<b>750V型</b>
		1000VDC	1000VDC
		400A(320VDC)1	400A(320VDC)1
		18kW	30kW
1)		2×10 <sup>4</sup> 450VDC,40A)	1×10 <sup>3</sup> 750VDC,40A)
		7.5×10 <sup>4</sup> 450VDC,40A	7.5×10 <sup>4</sup> 750VDC,40A
2)		40A:	
		60A:60min	
		80A:20min	
		160A:30s	
		320A:2s	
		400A:0.6s	

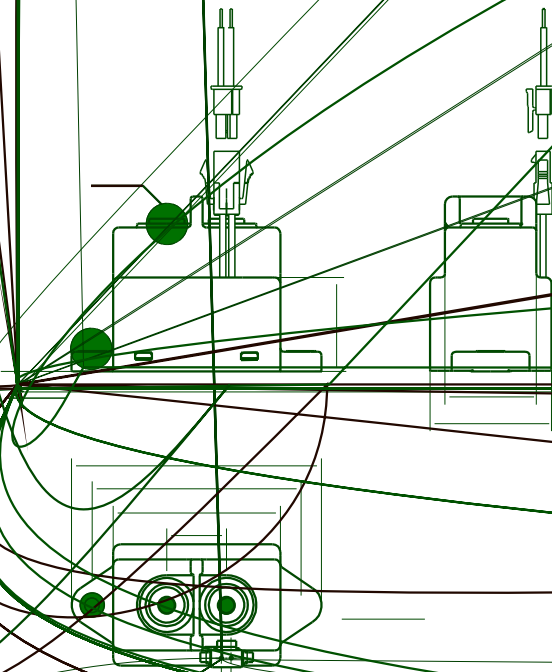
1) 23°C, 0.6s:5.4s,

2) 85°C, 10 mm²,

		1000MΩ(1000VDC)
		3000VAC 1min
		3000VAC 1min
( )		≤30ms
( )		≤10ms
		196m/s <sup>2</sup>
		490m/s <sup>2</sup>
		10Hz ~ 500Hz 49m/s <sup>2</sup>
		5% ~ 85%RH
		-40°C ~ 85°C
		M4
		160g
		67.0mm×32.6mm×47.0mm

12	9	1	3
24	≤18	≥2	3

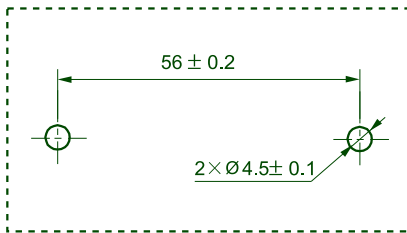
-40°C ~ 85°C



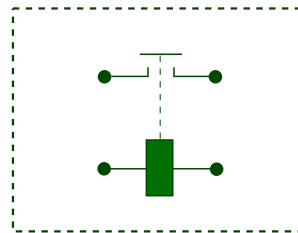
±0.3mm; 5mm, ±0.4mm. 1mm, ±0.2mm; (1~5) mm

安装孔尺寸 / 接线图 Mounting hole size/Wiring diagram

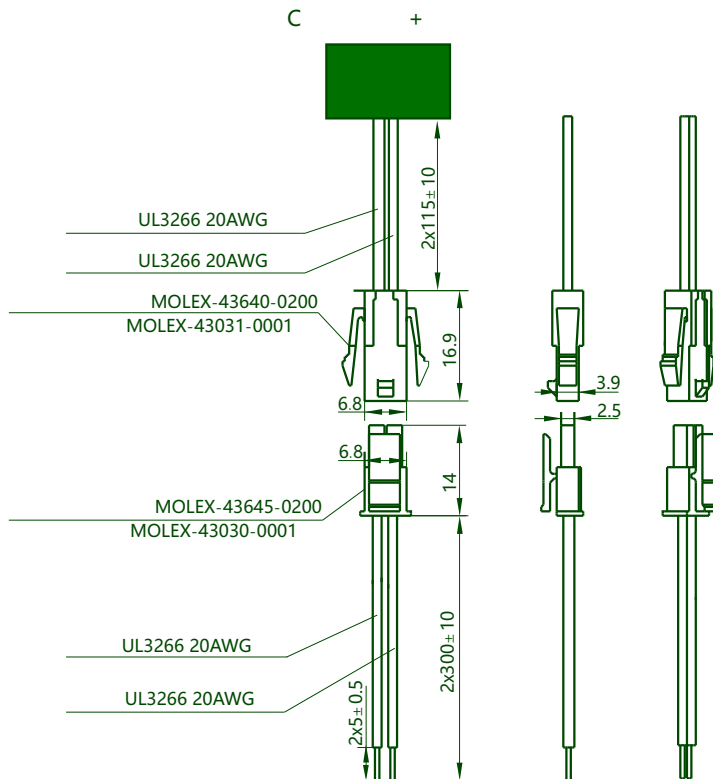
Mounting hole size



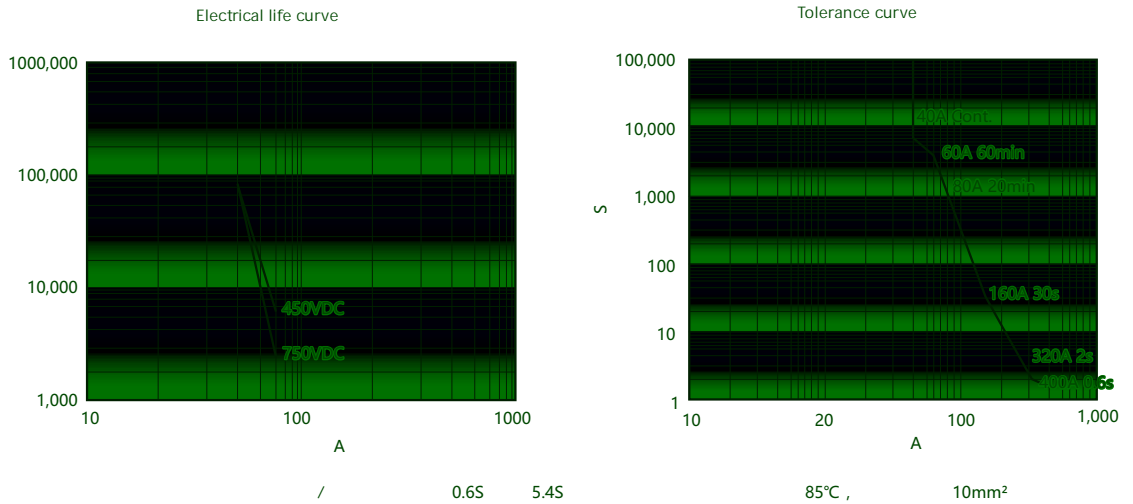
Wiring diagram



线圈引出形式 Coil take-up form



性能曲线图 Performance graph



使用注意事项 Precautions for use

1 M4 1.8N~2.7N.m.

M4螺钉	1.8N~2.7N.m	Ø4.0~Ø4.5mm	2mm	M4螺钉	1.8N~2.7N.m
------	-------------	-------------	-----	------	-------------

2 10mm²  
3 2mm

声明/Statement:

1  
2