

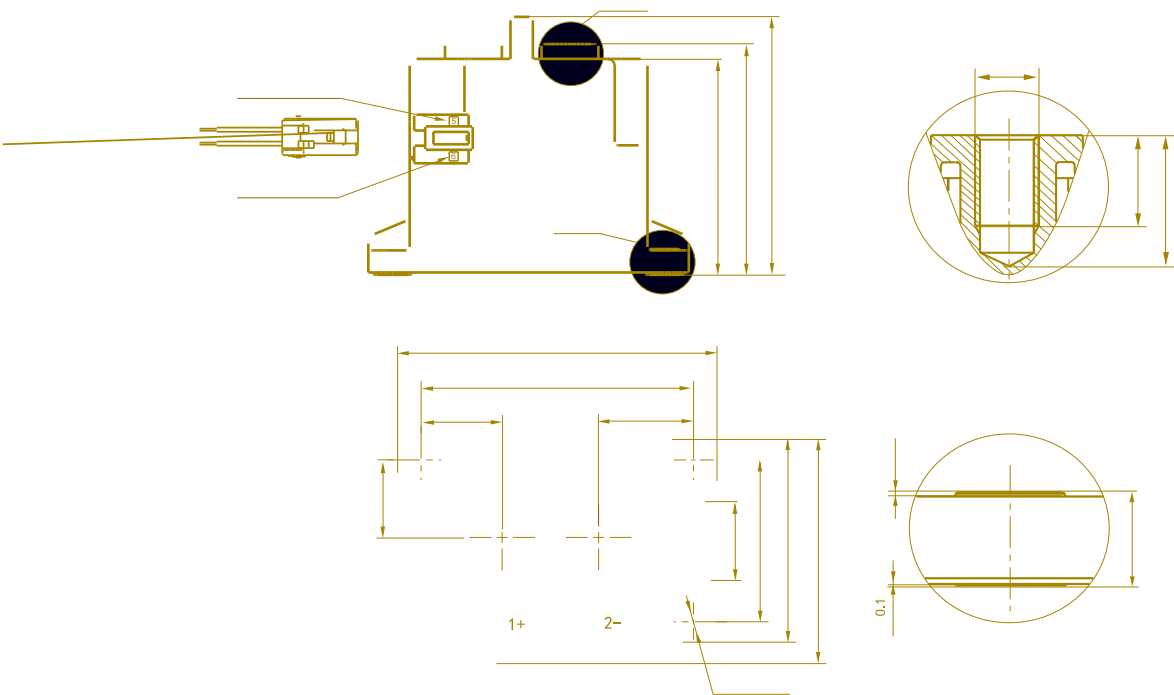
IP6K9K

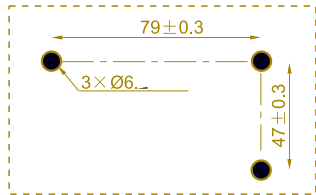
触点参数 / Contact parameters

		1a					
		≤0.5mΩ (at 300A)					
		300A					
		2×10 ⁻⁵					
		450V型		750V型			
		1000VDC		1000VDC			
		2500A(320VDC)1		2500A(320VDC)1			
		135kW		225kW			
1)		2.5×10 ⁴	22.5VDC, =1ms	400A, 300A	1.5×10 ⁴	37.5VDC, =1ms	400A, 300A
		1	360VDC, =1ms	1350A, 300A			
			1×10 ⁴	450VDC,80A		1×10 ⁴	750VDC,80A
			3×10 ³	450VDC,300A		1×10 ³	750VDC,300A
2)		300A:					
		450A:60min					
		600A:20min					
		1200A:30s					
		3000A:0.6s					

1) 85°C, 23°C, 0.6s:5.4s,

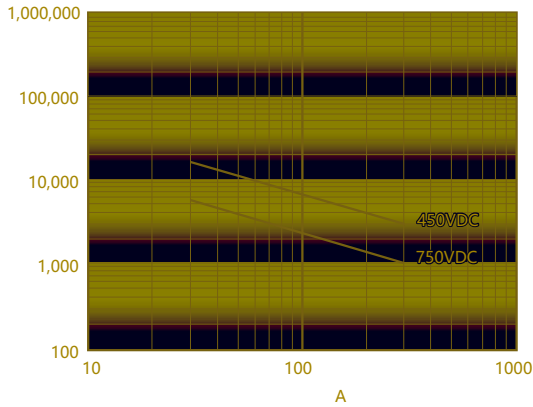
2) 85°C, 100 mm², " "



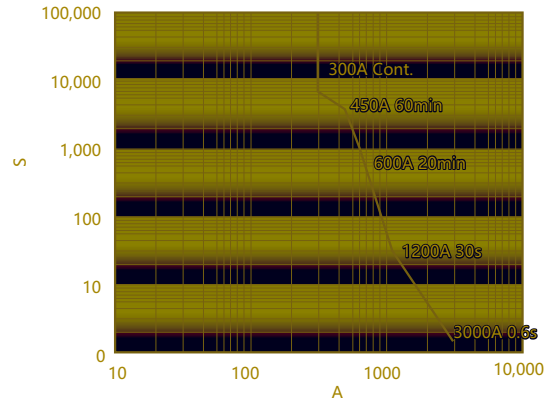


性能曲线图 Performance graph

Electrical life curve



Tolerance curve



0.6S 5.4S

85°C , 100mm²



使用注意事项 Precautions for use

1 9N·m~11N·m。 M5 3N·m~4N·m

M6螺钉	9N·m~11N·m	Ø6.0~Ø6.5mm	5mm	M5螺钉	3N·m~4N·m
------	------------	-------------	-----	------	-----------

2 100mm²
3 0.2s 0.2s
4
5 3mm



声明/Statement:

- 1、
- 2、